

Bedroom by design

SHERRILL

45 Series Custom Bedroom Program

Start Your Order

Creating your own custom bedroom furniture has never been easier than with the Sherrill bedroom by design program. Create your perfect storage furniture or bed by selecting your favorite options.

Series	Style	Shape	Leg	Hardware	Finish	Bed Selection
4 5	<input type="checkbox"/> <input type="checkbox"/>	<input type="checkbox"/>	<input type="checkbox"/>	0 0	<input type="checkbox"/> <input type="checkbox"/>	
Series	Frame	Front	Leg	Hardware	Finish	Furniture Selection
4 5	<input type="checkbox"/> <input type="checkbox"/>	<input type="checkbox"/>	<input type="checkbox"/>	<input type="checkbox"/> <input type="checkbox"/>	<input type="checkbox"/> <input type="checkbox"/>	
4 5	<input type="checkbox"/> <input type="checkbox"/>	<input type="checkbox"/>	<input type="checkbox"/>	<input type="checkbox"/> <input type="checkbox"/>	<input type="checkbox"/> <input type="checkbox"/>	
4 5	<input type="checkbox"/> <input type="checkbox"/>	<input type="checkbox"/>	<input type="checkbox"/>	<input type="checkbox"/> <input type="checkbox"/>	<input type="checkbox"/> <input type="checkbox"/>	

Fabric or Leather Selected for Upholstery:

I would like my nightstands with a USB Charger.



Scan here to view the entire program online on your mobile device.

1. Select Your Bed Style 4 5



Bed with Footboard



Bed with Low Footboard



Upholstered Headboard with Footboard



Upholstered Headboard with Low Footboard



Fully Upholstered Bed with Low Footboard

Twin XL

42½w 84d 56h

- T Twin XL Bed with Footboard
- L T Twin XL Bed with Low Footboard
- H T Twin XL Headboard Only
- T A Twin XL Fabric Headboard with Footboard
- T I Twin XL Fabric Headboard with Low Footboard
- T B Twin XL Leather Headboard with Footboard
- T 2 Twin XL Leather Headboard with Low Footboard
- T 3 Twin XL Fabric Headboard Only
- T 4 Twin XL Leather Headboard Only
- T 5 Twin XL Fully Upholstered Fabric Bed with Low Footboard
- T 6 Twin XL Fully Upholstered Fabric Headboard Only

Queen

64w 84d 60h

- Q Queen Bed with Footboard
- L Q Queen Bed with Low Footboard
- H Q Queen Headboard Only
- Q A Queen Fabric Headboard with Footboard
- Q I Queen Fabric Headboard with Low Footboard
- Q B Queen Leather Headboard with Footboard
- Q 2 Queen Leather Headboard with Low Footboard
- Q 3 Queen Fabric Headboard Only
- Q 4 Queen Leather Headboard Only
- Q 5 Queen Fully Upholstered Fabric Bed with Low Footboard
- Q 6 Queen Fully Upholstered Fabric Headboard Only

King

80w 84d 60h

- K King Bed with Footboard
- L K King Bed with Low Footboard
- H K King Headboard Only
- K A King Fabric Headboard with Footboard
- K I King Fabric Headboard with Low Footboard
- K B King Leather Headboard with Footboard
- K 2 King Leather Headboard with Low Footboard
- K 3 King Fabric Headboard Only
- K 4 King Leather Headboard Only
- K 5 King Fully Upholstered Fabric Bed with Low Footboard
- K 6 King Fully Upholstered Fabric Headboard Only

Cal King

76w 88d 60h

- C Cal King Bed with Footboard
- L C Cal King Bed with Low Footboard
- H C Cal King Headboard Only
- C A Cal King Fabric Headboard with Footboard
- C I Cal King Fabric Headboard with Low Footboard
- C B Cal King Leather Headboard with Footboard
- C 2 Cal King Leather Headboard with Low Footboard
- C 3 Cal King Fabric Headboard Only
- C 4 Cal King Leather Headboard Only
- C 5 Cal King Fully Upholstered Fabric Bed with Low Footboard
- C 6 Cal King Fully Upholstered Fabric Headboard Only

2. Select Your Headboard Shape 4 5



Rectangle



Serpentine

Adds 2" Height on Twin XL, and 4" Height on Queen, King and Cal King.

1. Select Your Frame

USB Charging Port Option Available

4 5

* Benches & Desks Only Available With Tapered Leg



Standard Bench*
28W 18D 21H

S 0



Long Bench*
51W 18D 21H

S L



1 Drawer Nightstand
22W 19D 28½H

1 1



3 Drawer Nightstand
22W 19D 28½H

1 3



3 Drawer Wide Nightstand
30W 19D 30H

1 4



2 Door Cabinet
37½W 19D 35½H

6 2



Bookcase
36W 18D 80H

B 0



2 Door Bookcase
36W 18D 80H

B 2



3 Drawer Single Dresser
42W 19D 35½H

2 3



6 Drawer Double Dresser
62W 19D 35½H

3 6



7 Drawer Dresser
72W 19D 36½H

3 7



5 Drawer Tall Chest
42½W 19D 54H

2 5



3 Drawer Dressing Table / Desk*
58½W 22¾D 30H

D 3




5 Drawer Dressing Table / Desk*
58½W 28D 30H

D 5

2. Select Your Front Style

4 5

NOTE: if selected item does not have fronts use 0



Modern (Clean)

1



Single Bead

2



Double Bead

3



Reeded Panel

4



Mitered Molding

5



Greek Key

6

3. Select Your Leg Style

4 5

**Sabre leg adds ¼" W and ⅜" D



Square

1



Tapered

2



**Sabre

3



Turned

4

4. Select Your Hardware

4 5

NOTE: if selected item does not have hardware use 00



Matte Black Drift Style

H 1



Brushed Nickel Drift Style

H 2



Champagne Bronze Drift Style

H 3



Chrome Drift Style

H 4



Honey Bronze Drift Style

H 5



Honey Bronze Oxbow Style

H 6



Brushed Nickel Oxbow Style

H 7



Antique Nickel Oxbow Style

H 8



Antique Nickel Harbor Style

I A



Brushed Nickel Harbor Style

I B



Champagne Bronze Harbor Style

I C



Oil Rubbed Bronze Harbor Style

I D



Satin Brass Harbor Style

I E



Brushed Gold Riverbend Style

I J



Brushed Nickel Riverbend Style

I K



Chrome Riverbend Style

I L



Matte Black Riverbend Style

I M

5. Select Your Finish

4 5



C 4

Cashew



N T

Natural Walnut



G 1

Cotswold



G 4

Greystone




A 2

Modern Elm



G 3

Ore



G 2

Steel



M 1

Mushroom




P 6

Sandstone



W P

Cotton



B P

Sky




N P

Navy



G P

Sage



C P

Coal